



NATIONAL VEHICLE CRIME
INTELLIGENCE SERVICE

Cargo Crime Update - February 2022



Data Collection Period: February 2022
Month of Publication: April 2022

This document is intended to inform UK law enforcement and trusted industry partners. It should not be shared outside of this audience without permission from NaVCIS Freight.



NaVCIS FREIGHT MEMBERS

MITIE SECURITY - ROADCHEF - MOTO HOSPITALITY - WELCOME BREAK – WINCANTON - SCISCO GLOBAL SOLUTIONS - WESTCOAST - FET LOGISTICS – NMU INSURANCE - BLUE DIAMOND SECURITY www.bluediamondsecurity.co.uk – DHL – M&S – NEXT PLC – EC3 MARINE LTD – EXTRA SERVICES – ISA - XPO LOGISTICS – LYMM TRUCK WASH – JD SPORTS - SEGRO

THANK YOU

The work undertaken by NaVCIS Freight would not be possible without the assistance & funding from our financial partners.



NATIONAL VEHICLE CRIME
INTELLIGENCE SERVICE

Data Limitations

Freight crime does not have a unique Home Office Crime Recording code. Police forces invariably record freight and cargo crime as a general theft offence, or theft from motor vehicle. As a result, there are inherent difficulties when attempting to harvest *specific* freight or cargo crime data.

NaVCIS Freight is the only police unit in the UK to attempt to collate and maintain a recording system to capture freight and cargo crime offences. This is done on a national scale. To achieve this, NaVCIS request cargo crime notifications from a number of sources, namely UK police forces, hauliers, cargo insurers and cargo surveyors, along with industry trade organisations such as the Road Haulage Association, and the British International Freight Association.

It must be noted that whilst cargo crime data is received regularly from the majority of UK police forces on either a weekly, monthly, or quarterly basis, the regularity and completeness of this data can vary greatly.

Every effort is made by NaVCIS to accurately summarise and report on the impact of cargo crime in the UK, however the data collated by NaVCIS is by no means the 'full picture' and should not be considered as such, due to the limitations outlined above.

Overview – Cargo Crime – February 2022

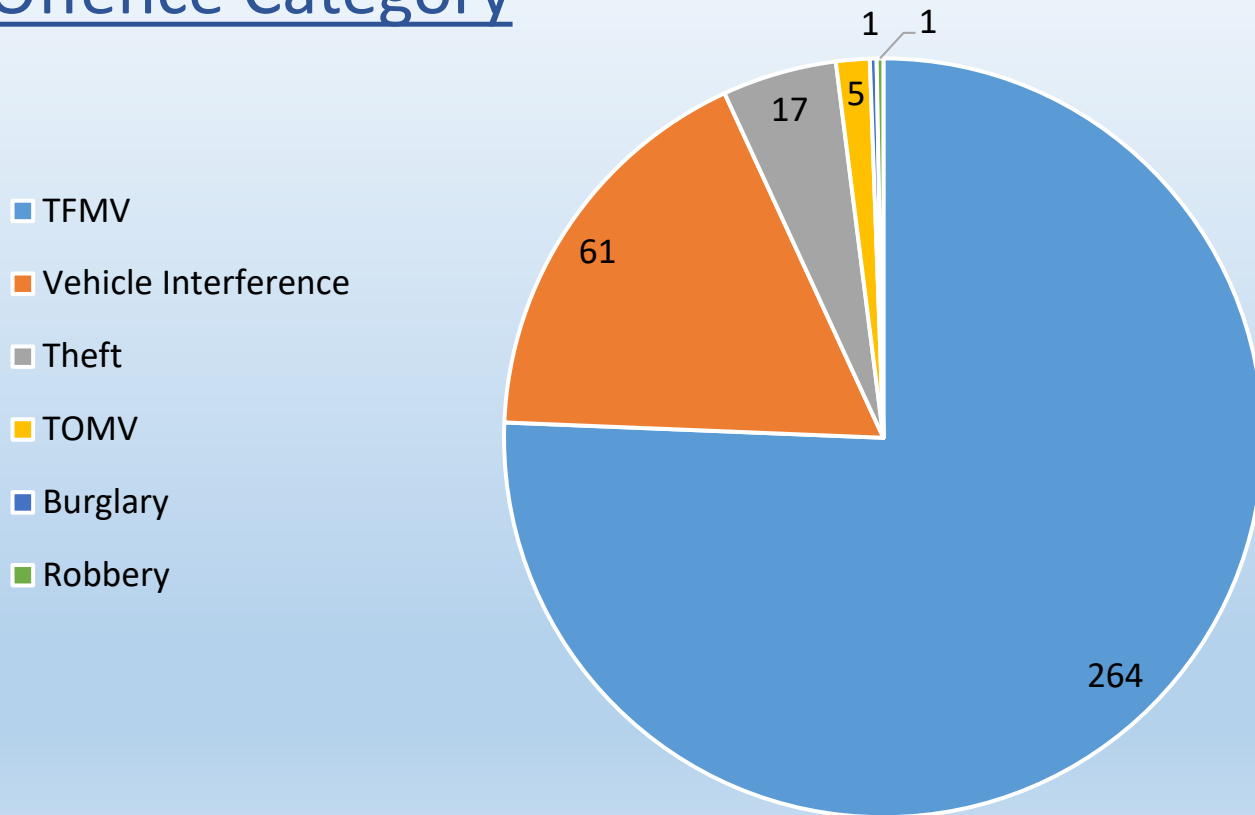



- ❑ 353 notifications of cargo crime
- ❑ 99% of these notifications were submitted by 37 UK Police Forces
- ❑ £4,621,444 combined loss value
- ❑ Theft from motor vehicle remains the predominant crime type
- ❑ Fuel remains the most frequently stolen commodity
- ❑ Essex remains the area with the highest number of cargo crime reports
- ❑ Clacket Lane Services on the M25, was the MSA with the highest number of cargo crime reports.

Figure 1: Map to show the geographical spread of reported cargo crime offences by post code in February 2022

353 cargo crime reports in February 2022 accounts for loss value in excess of **£4.6 million**

Offence Category



15% increase in Cargo Crime reports received by NaVCIS when compared to January 2022. 


32% of the 353 crimes were Fuel Thefts which is an increase when compared to January 2022. 

Figure 2: Pie chart to show reported cargo crime offences by offence type in February 2022

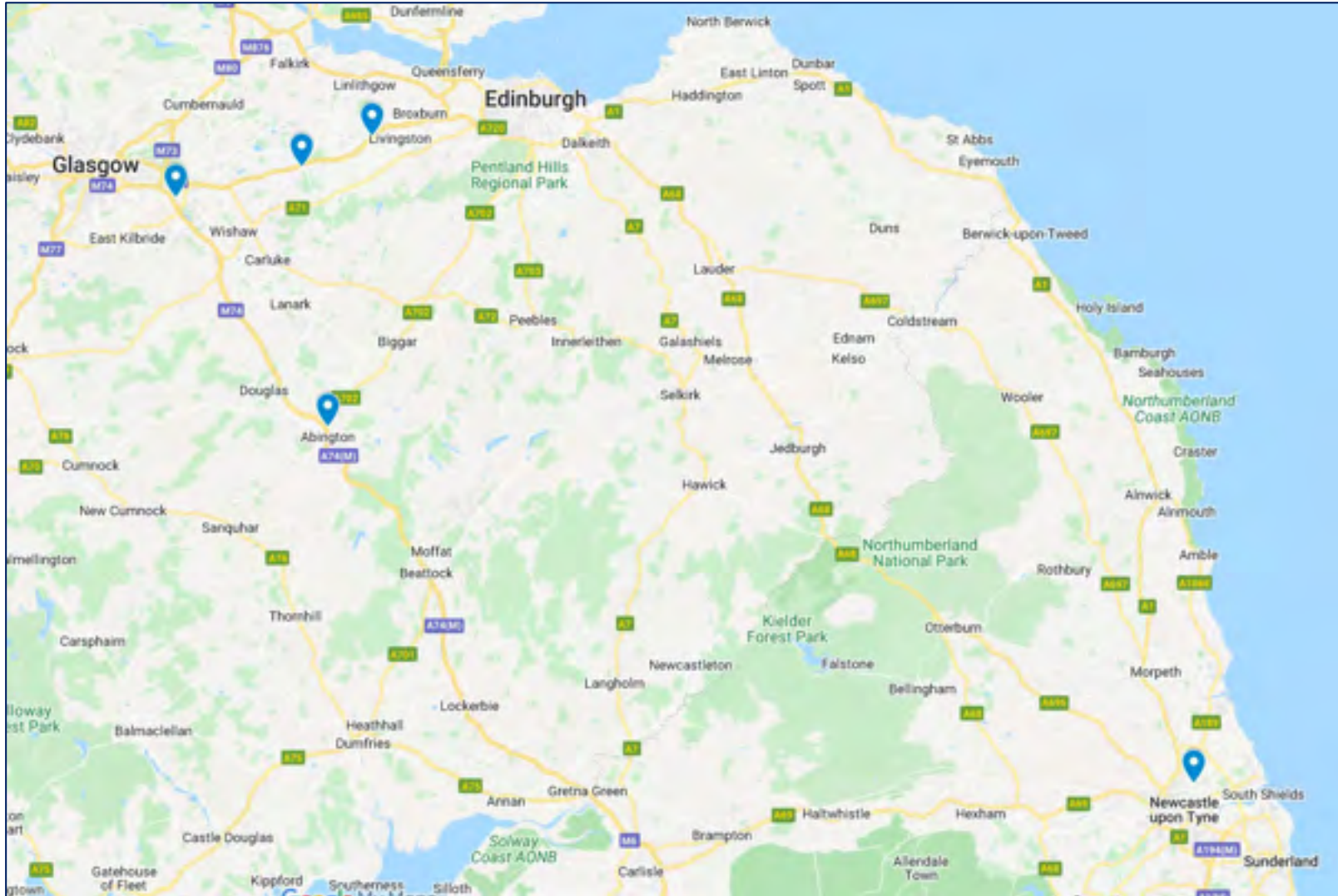
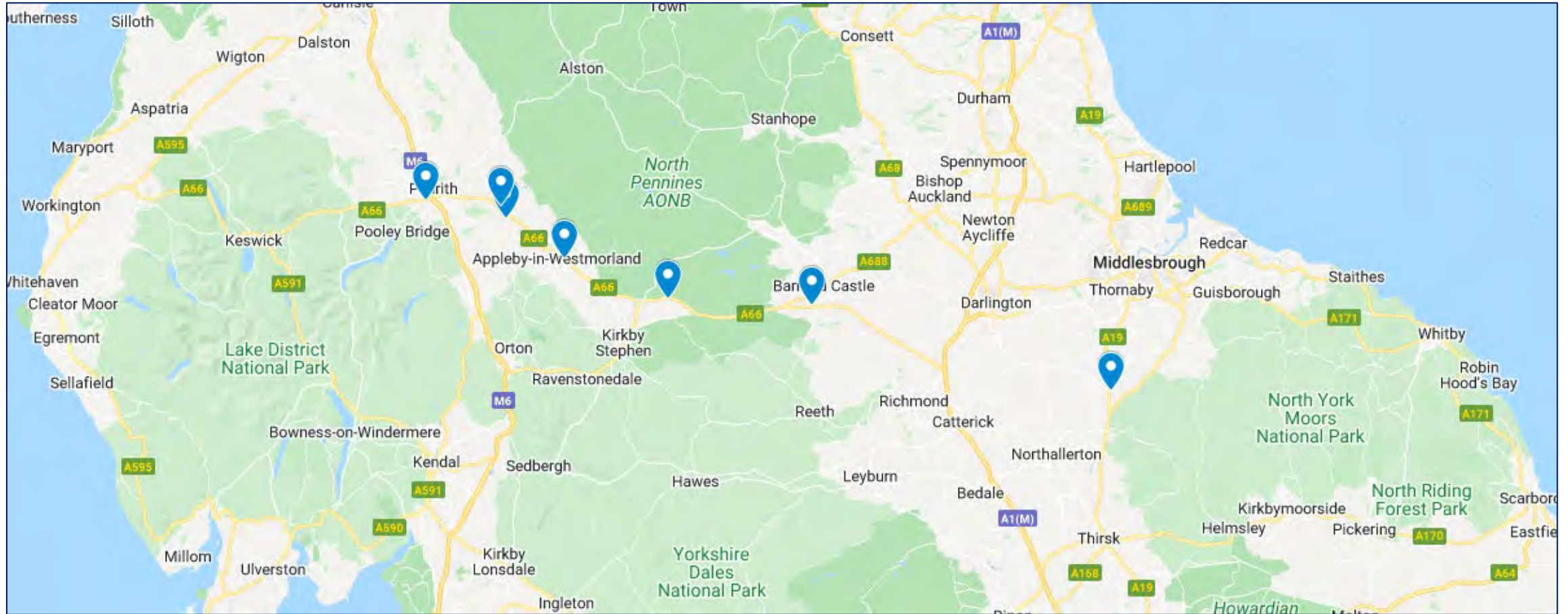
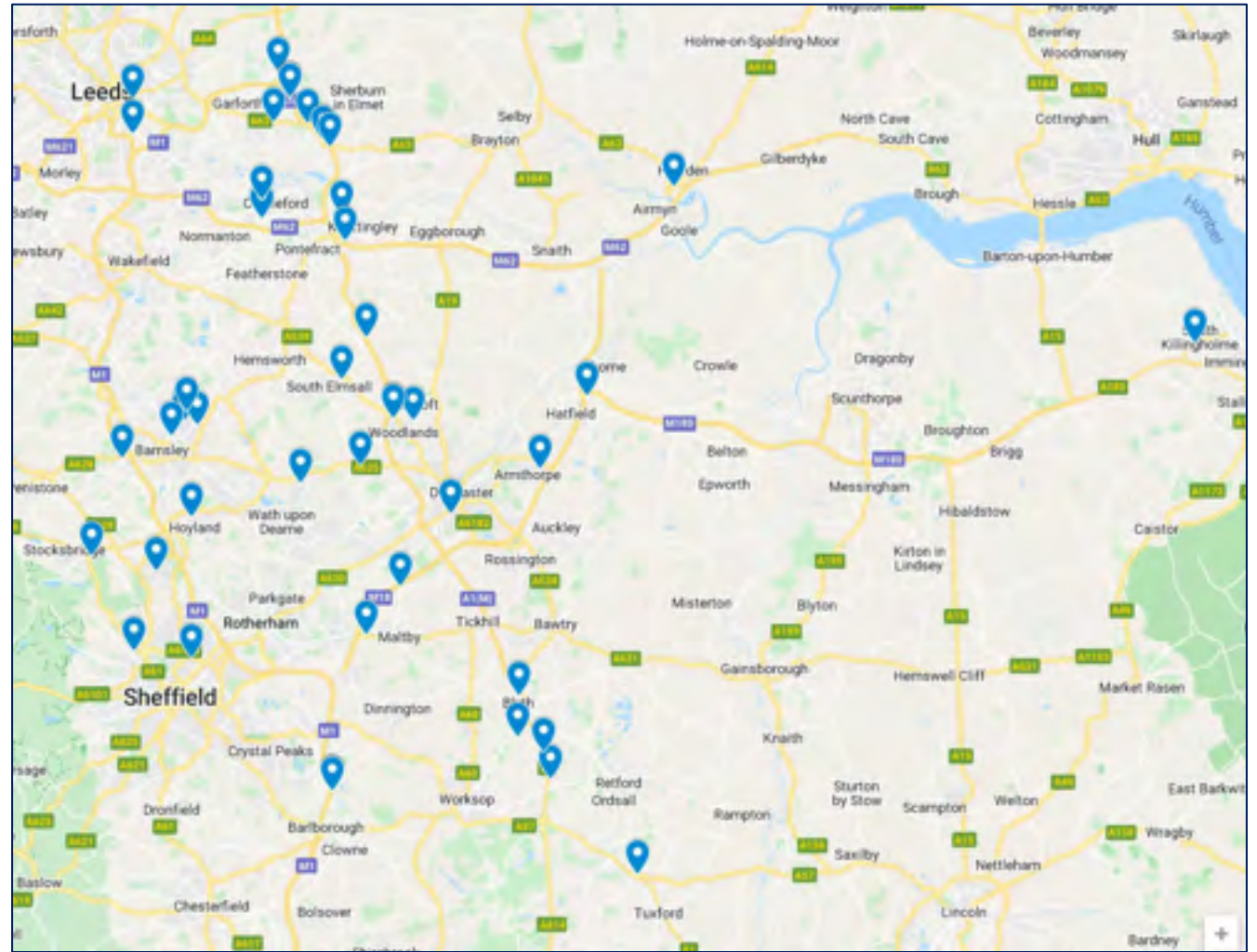
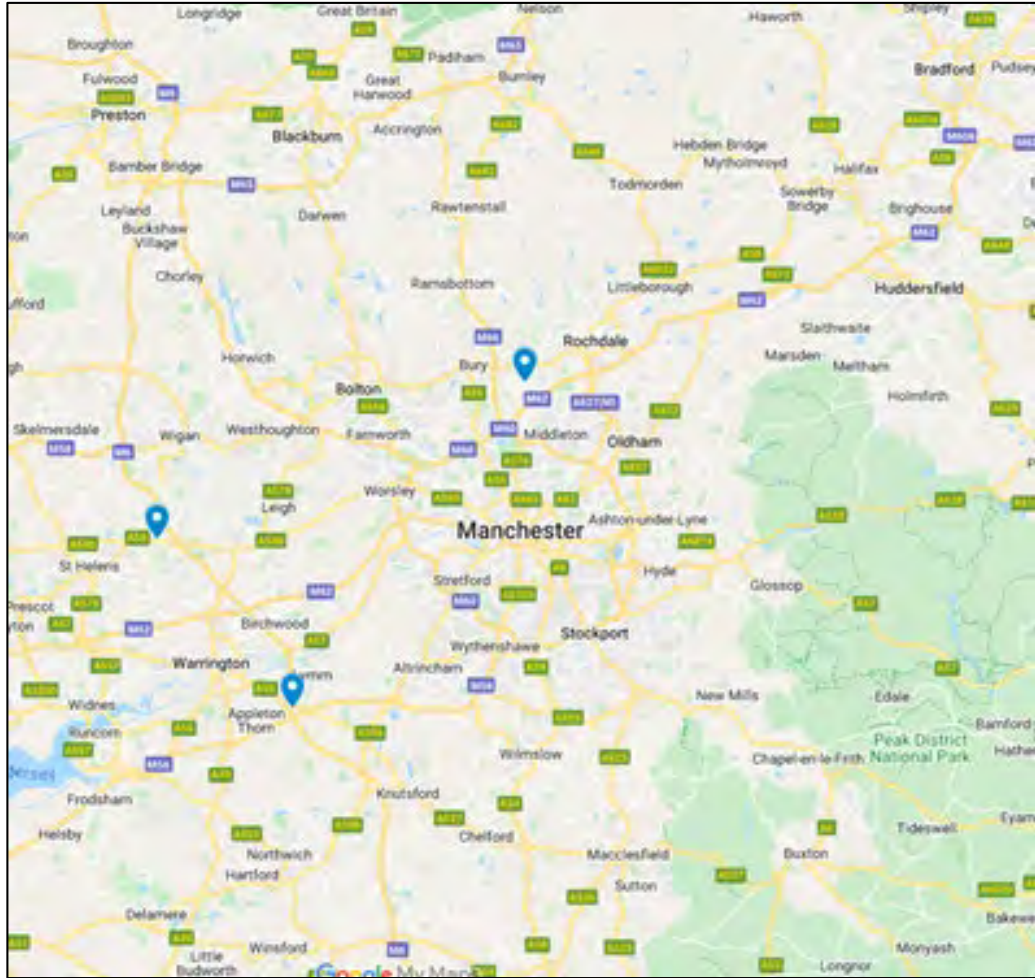


Figure 3: Google 'My Maps' to show the national spread of reported theft from trailer offences by post code (where provided) in February 2022 pp 6-13

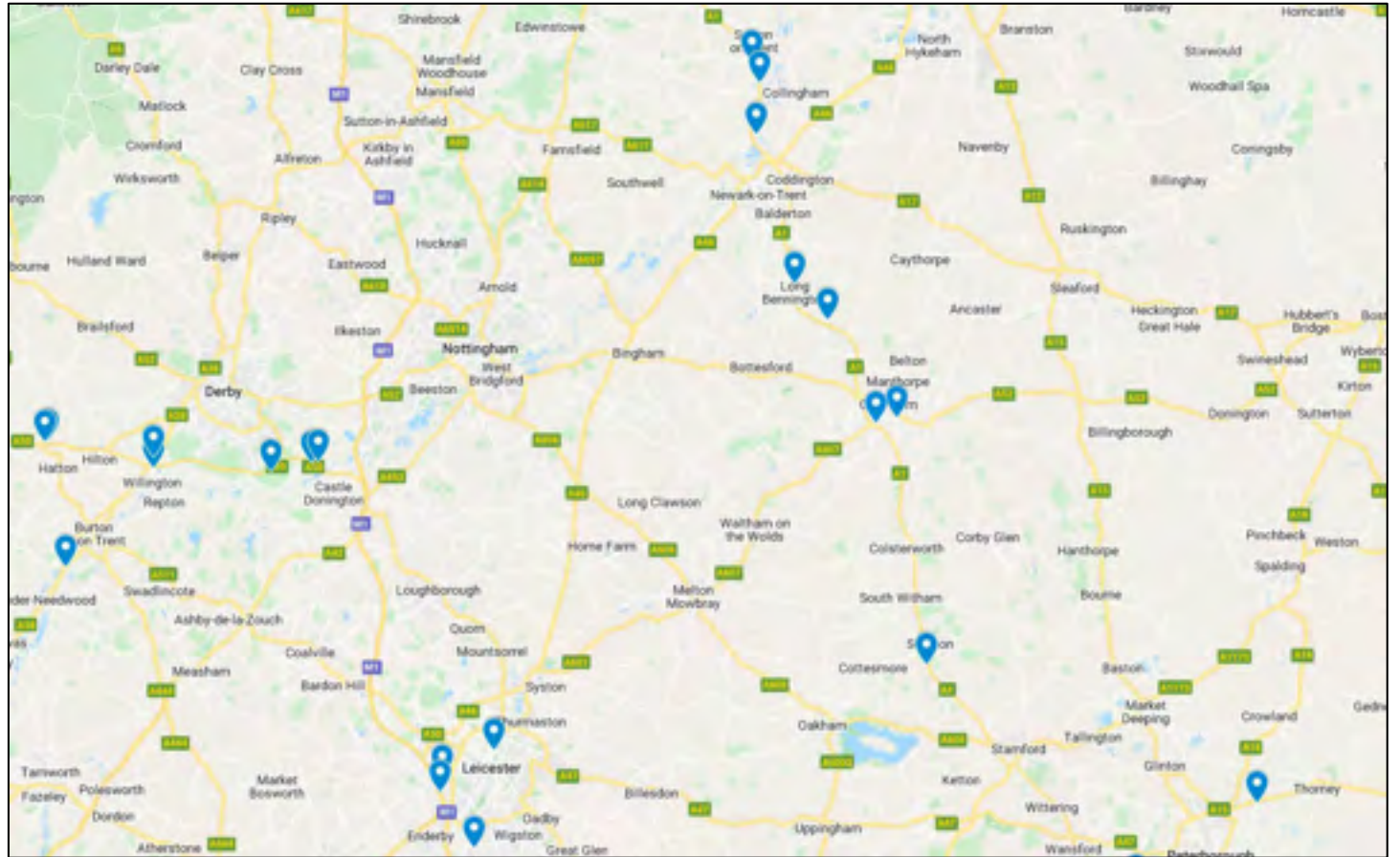
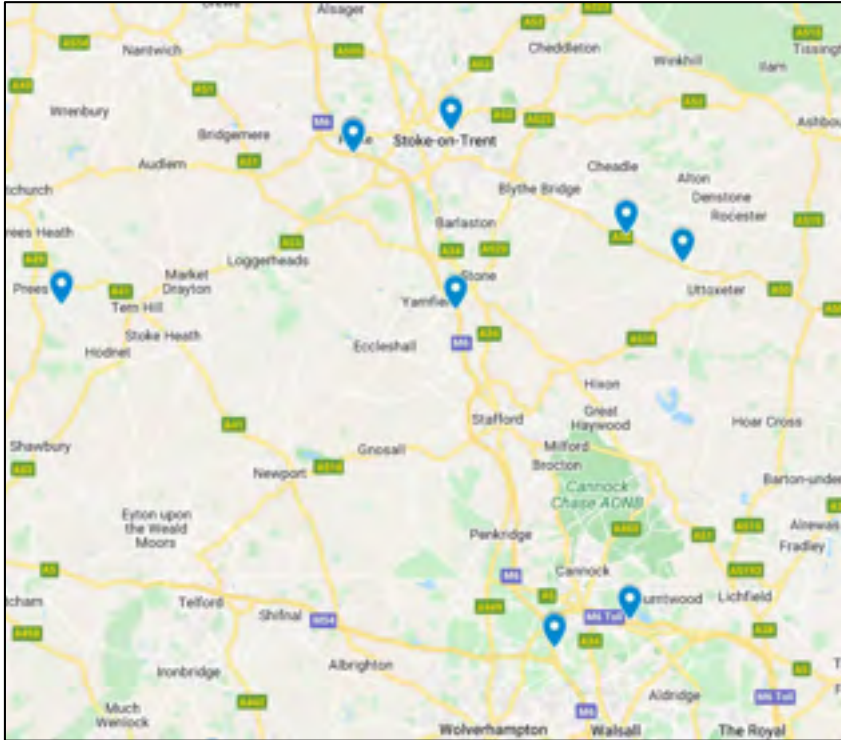
Geographical Overview - Theft from Trailer – continued



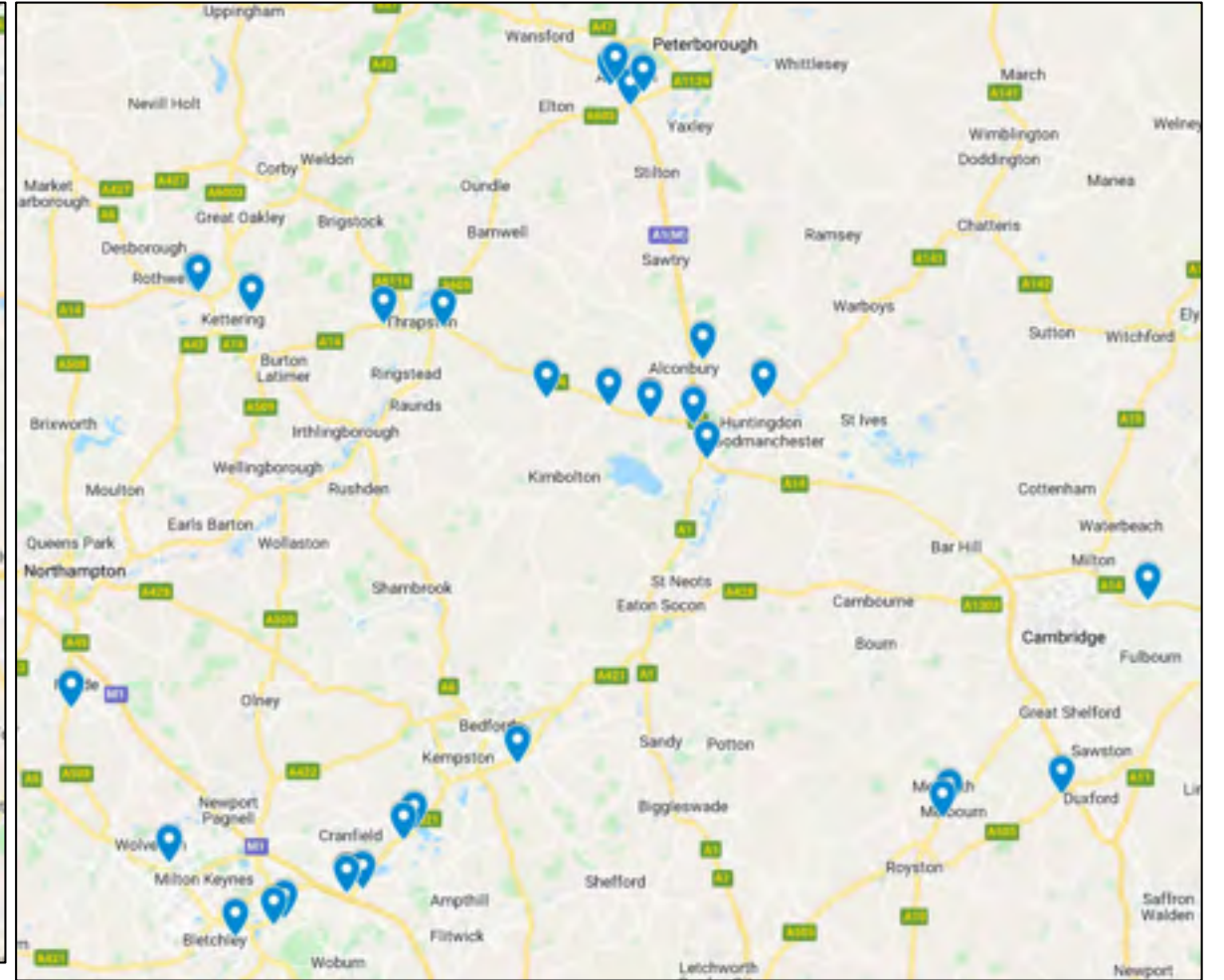
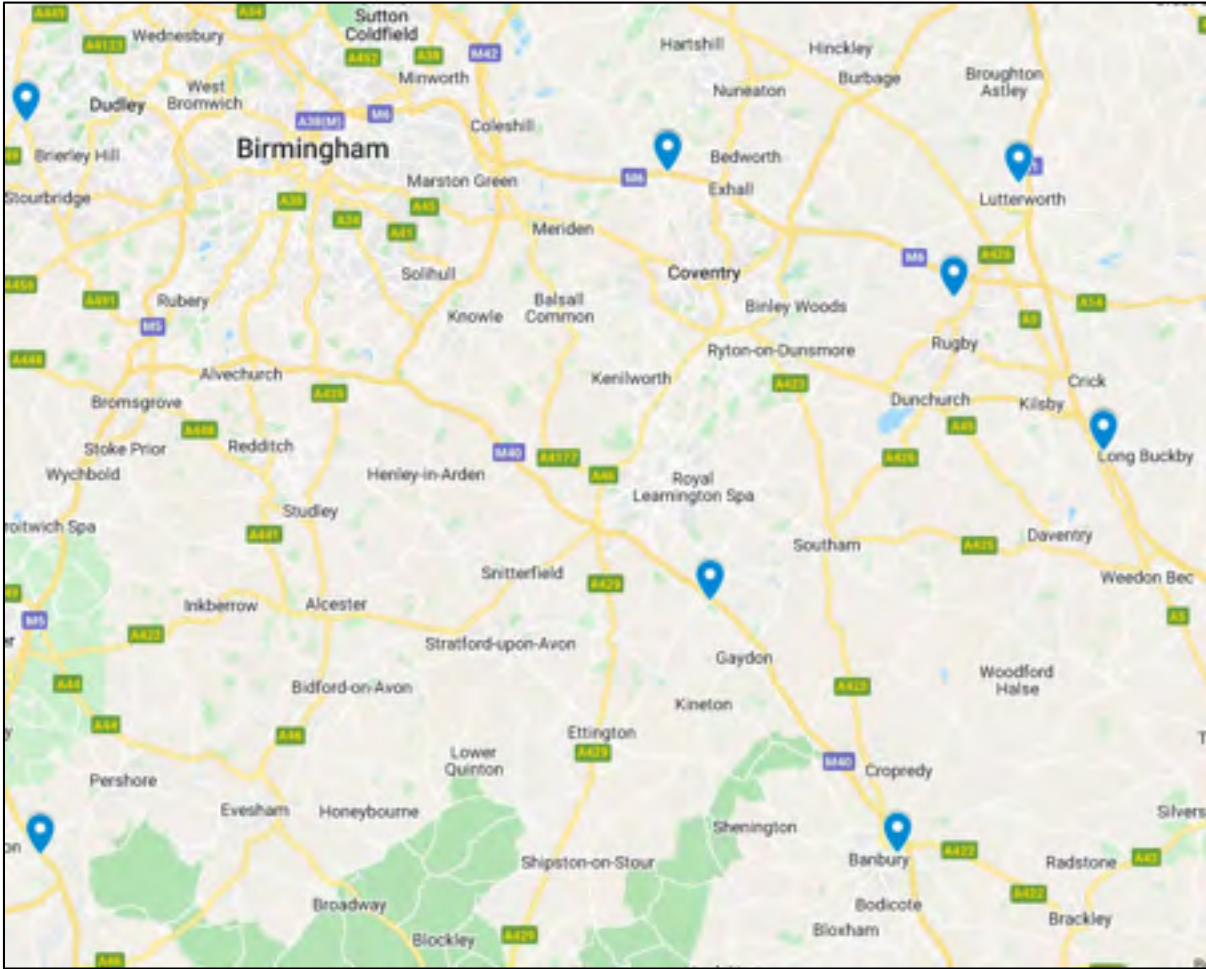
Geographical Overview - Theft from Trailer – continued



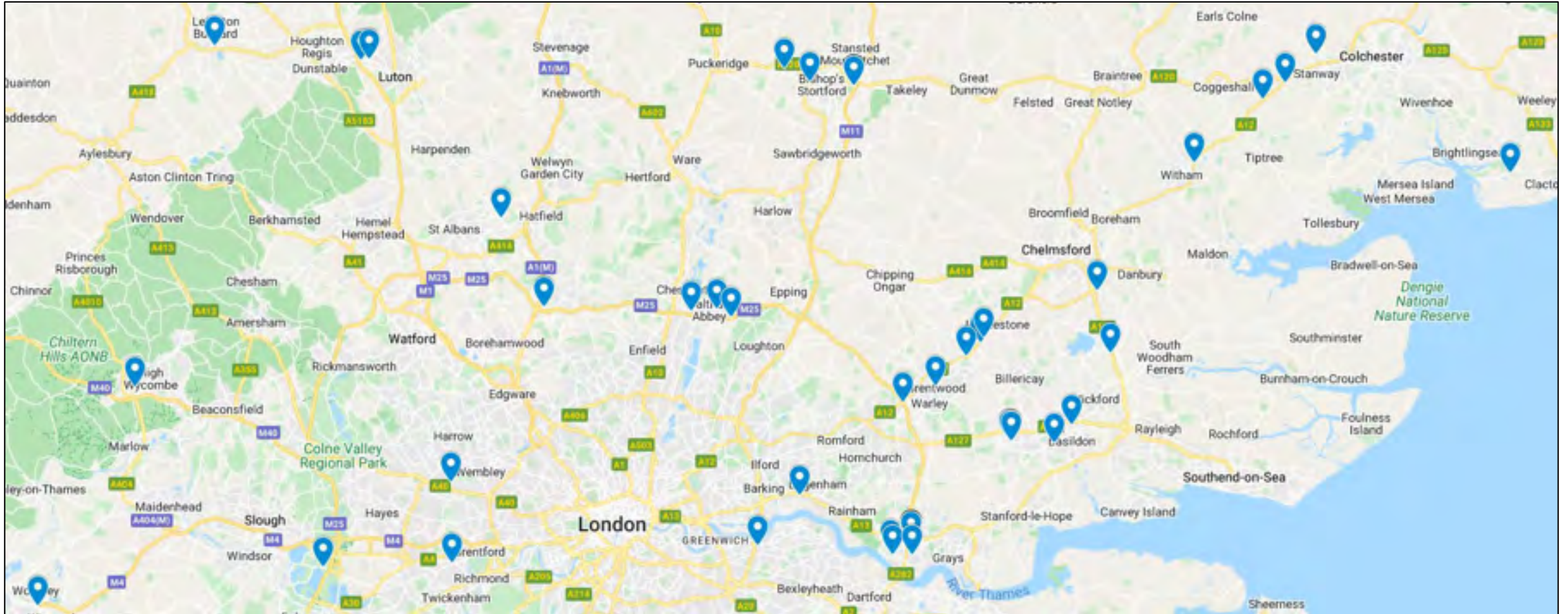
Geographical Overview - Theft from Trailer – continued



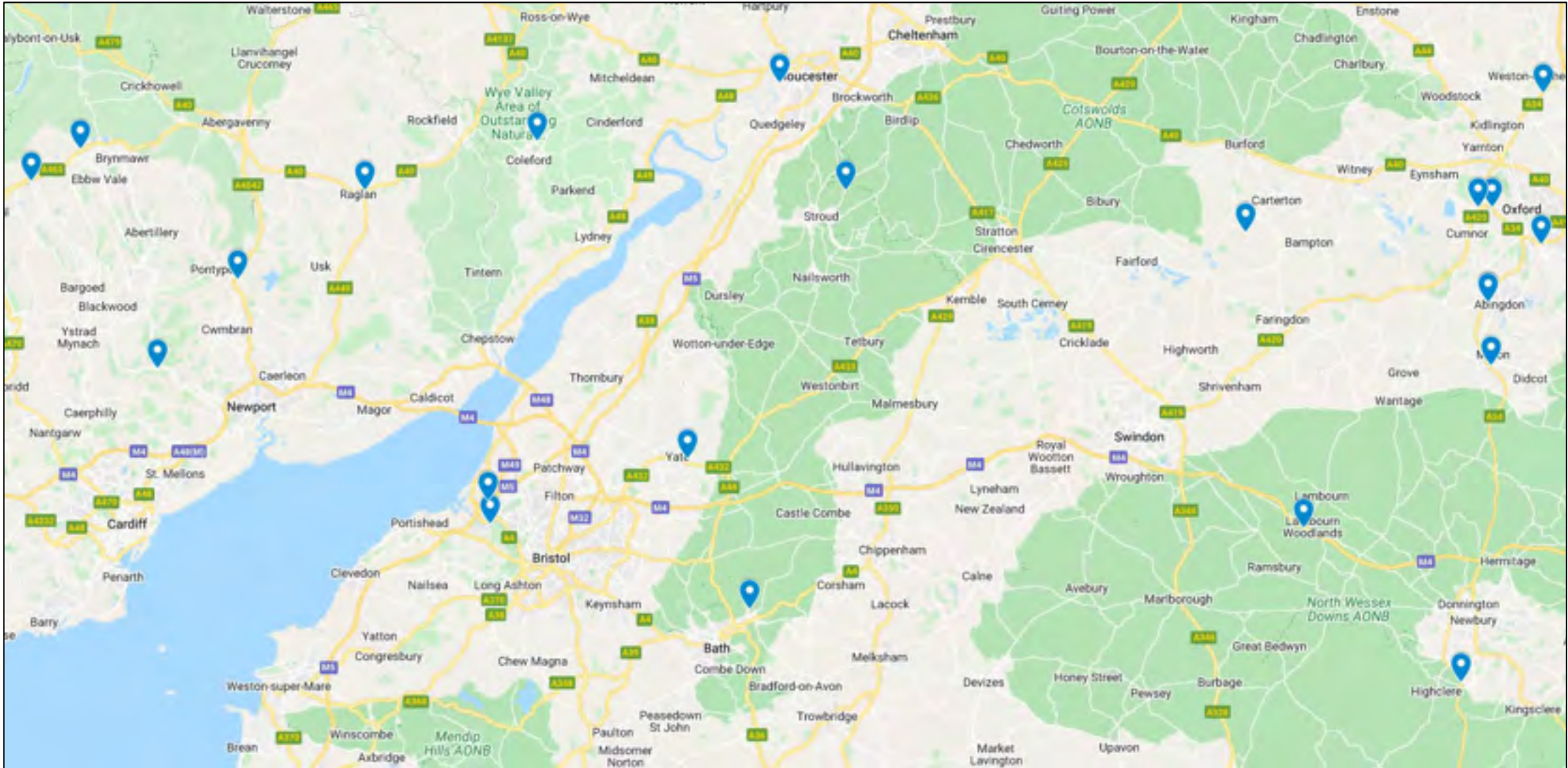
Geographical Overview - Theft from Trailer – continued



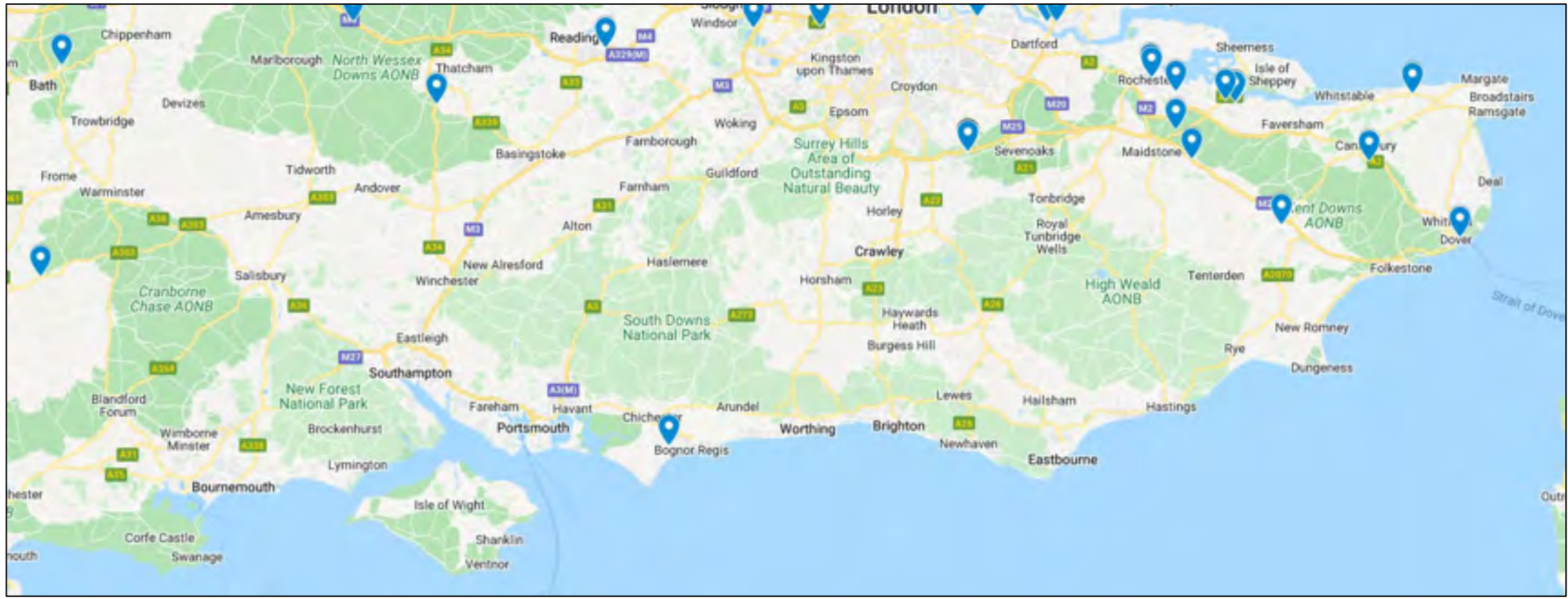
Geographical Overview - Theft from Trailer – continued



Geographical Overview - Theft from Trailer – continued



Geographical Overview - Theft from Trailer – continued



Stolen Commodity Type

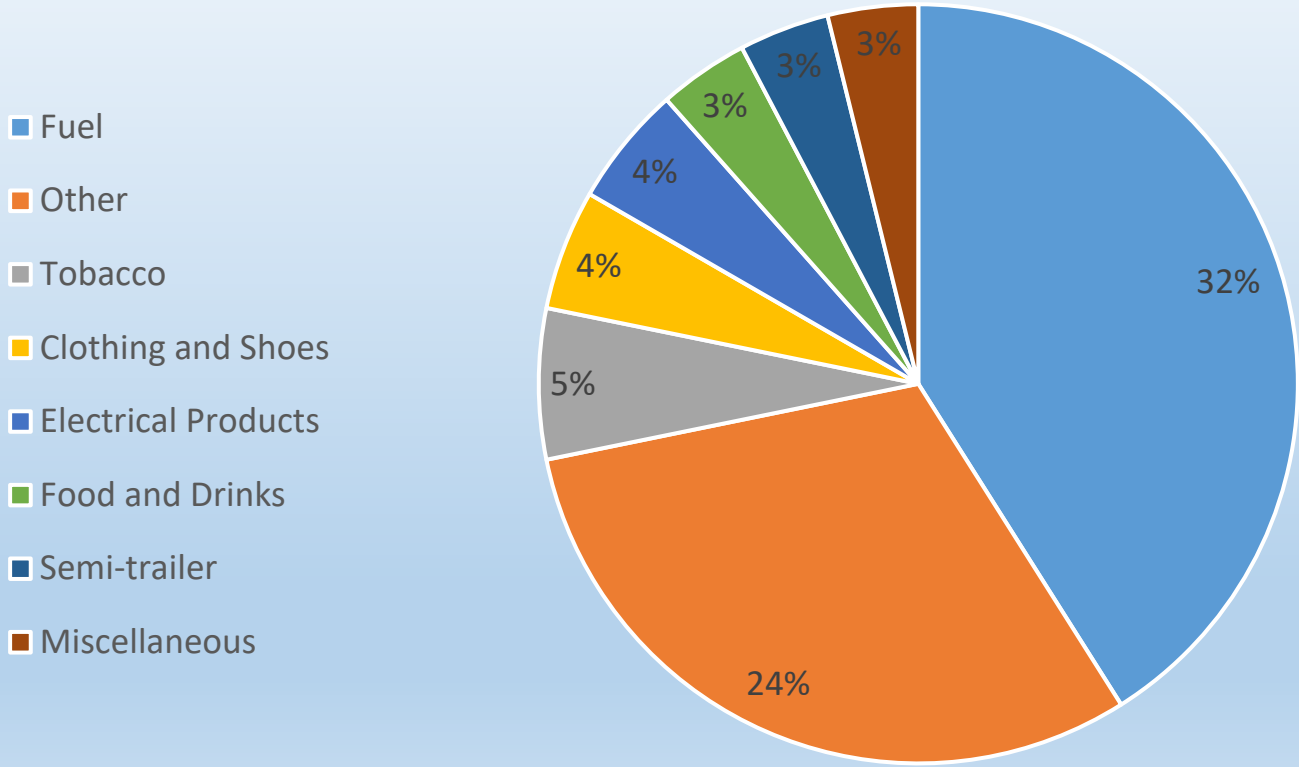
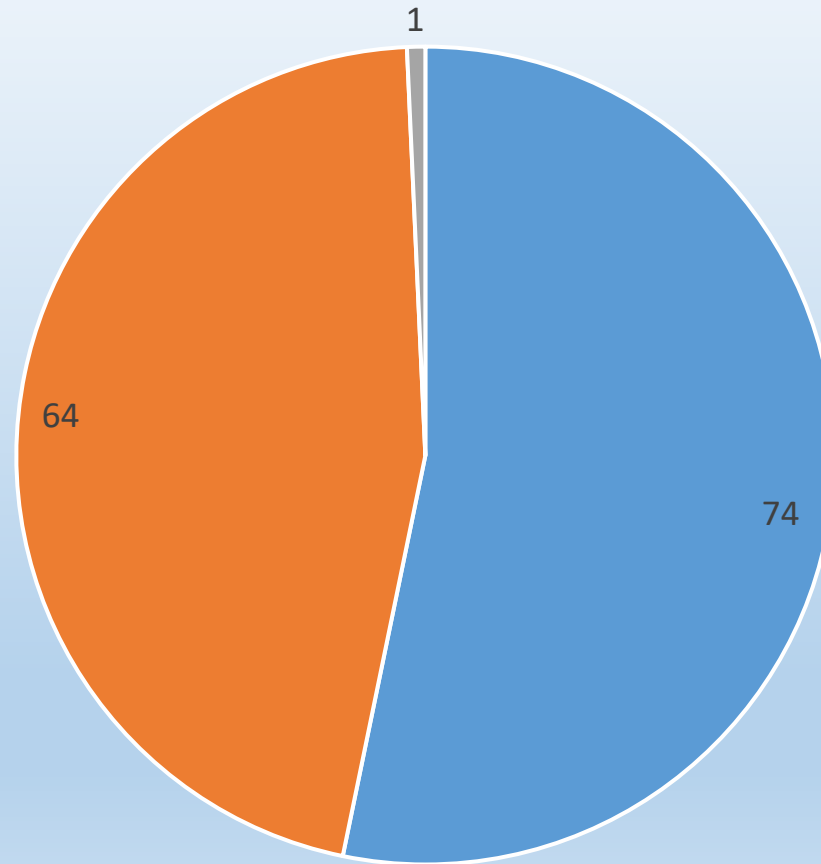


Figure 4: Pie chart to show stolen cargo commodity types in February 2022.
Category of None (72) have been removed, those below 10 offences have been grouped into Other (Grouped)

Method of Entry to Trailer – February 2022

Method of Entry

- Curtain - Slash
- Door Seals / Padlocks Cut
- Hard Side - Hole Cut



N.B. These figures represent 139 of the 353 offences where the Method of Entry was recorded. From the remainder 210 offences: 100 were where Fuel was siphoned out of the HGV tank, 13 were Bulk Fuel Thefts from Secure Yards, 26 were Jump Up thefts where they have gained entry via the rear doors, however, it is not known if the doors were insecure or sealed. 23 offences were at Secure Yards where the offenders have stolen the trailer completely laden, or have entered the trailer by unrecorded means.

Figure 5: Pie chart to show the method of entry (where known) for reported cargo crime offences in February 2022

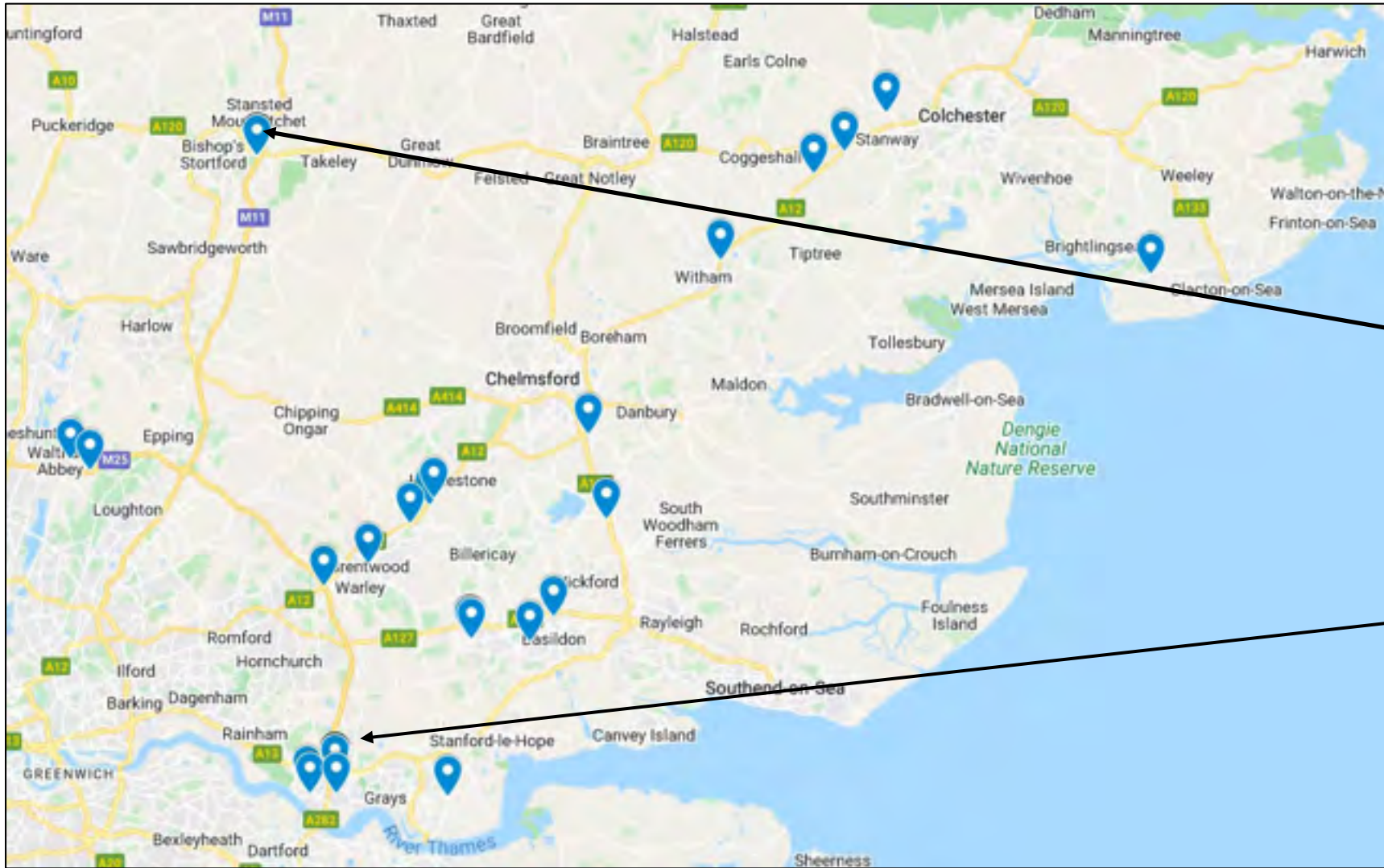
All Cargo Crime – February 2022– by Police Force area

**Highest number of reported cargo crime offences by police force area
(20 or more reports)**


ESSEX	42
CAMBRIDGESHIRE	30
SOUTH YORKSHIRE	28
STAFFORDSHIRE	27
THAMES VALLEY	21

The geographical spread of these offences is illustrated by the maps on the following pages

Cargo Crime – February 2022 – Essex



42 cargo crime reports in February 2022
Up from 28 in January 2022 

7 offences at Birchanger Green Services
Slightly up compared to 6 offences reported in January 2022 


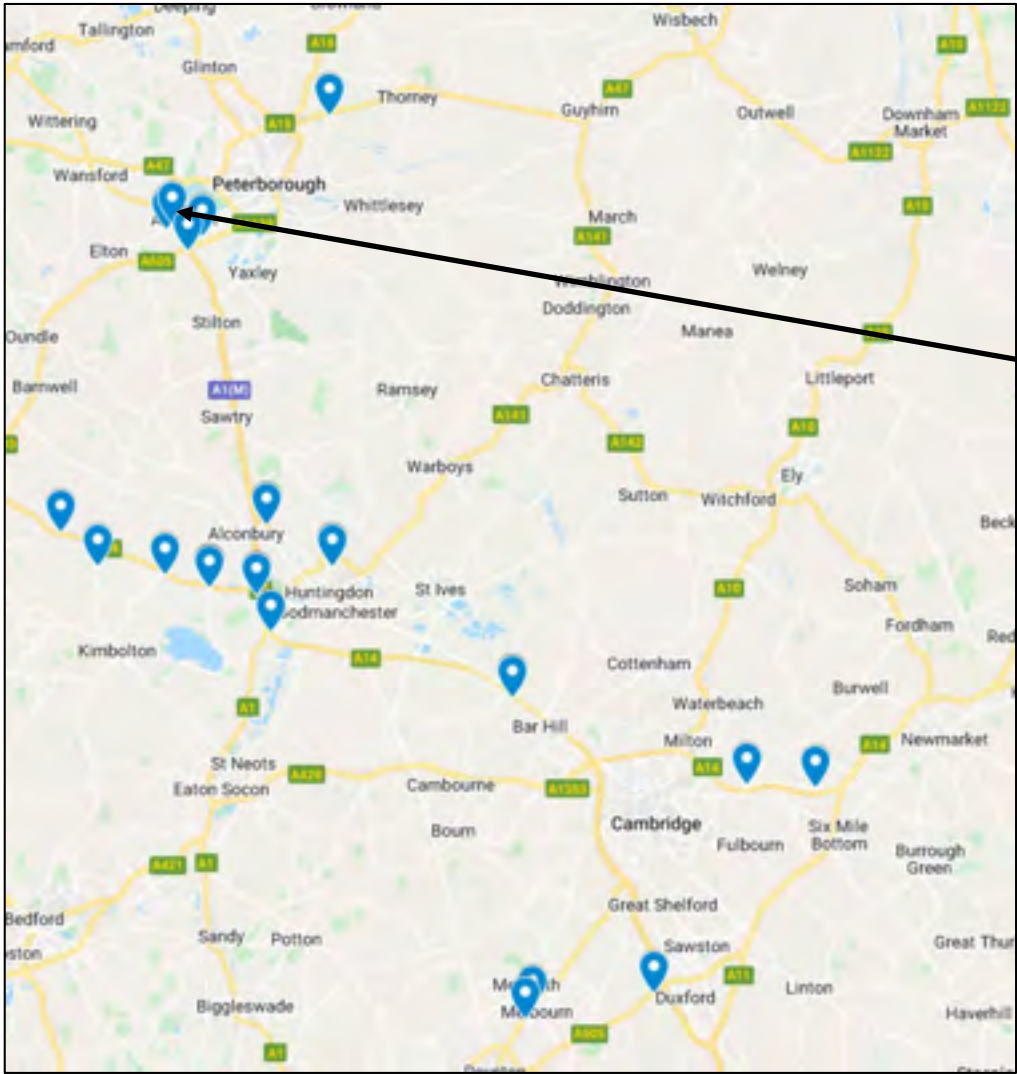
12 offences at Thurrock Services
Up compared to 5 offences reported in January 2022 

Figure 6: Google 'My Maps' to show cargo crime offence locations by postcode (where provided) in Essex

Cargo Crime – February 2022 – Cambridgeshire

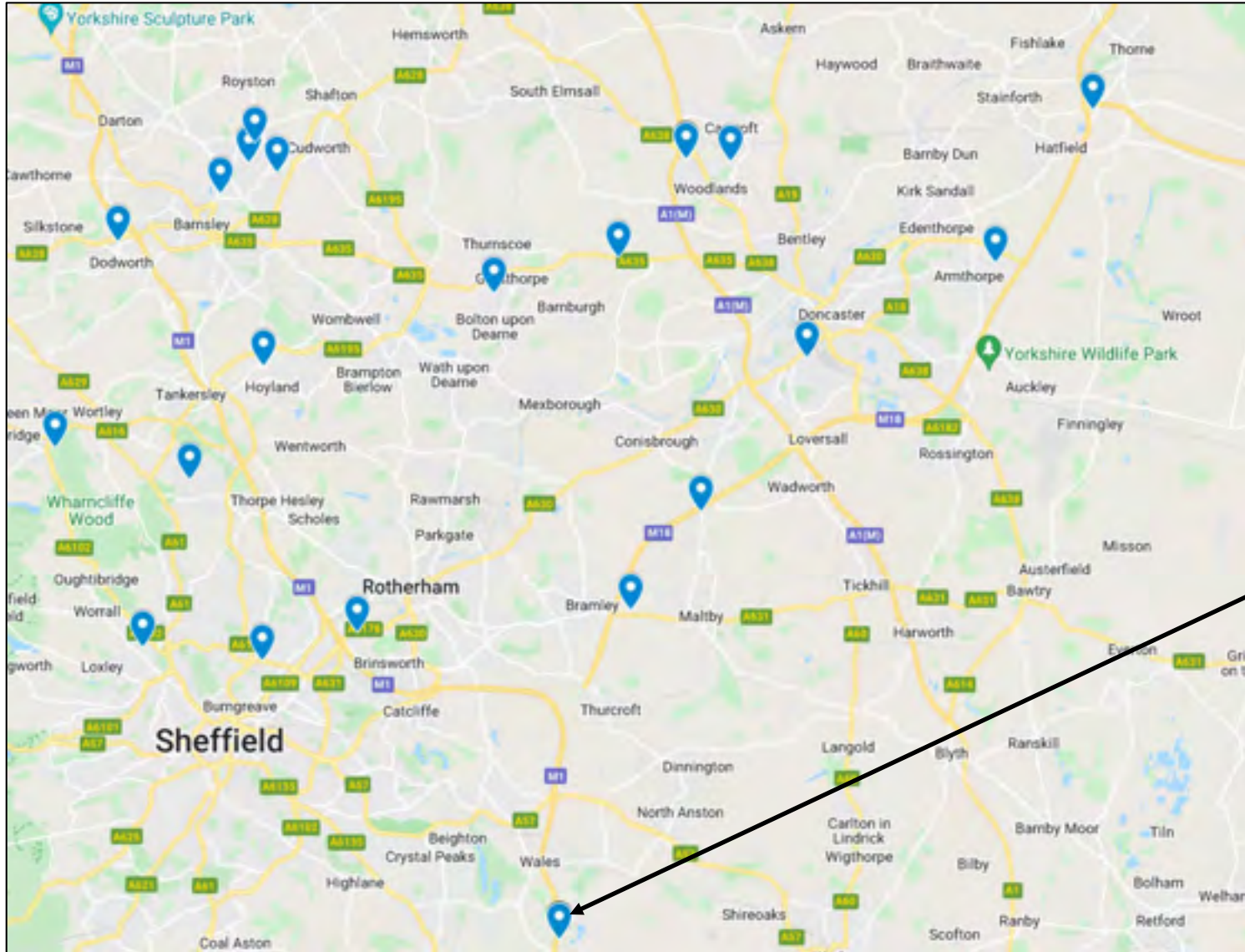
30 cargo crime reports in February 2022
Up from 12 offences in January 2022



5 offences at Haddon Services Peterborough
Slightly up compared to 4 offences reported in January 2022

Figure 7: Google 'My Maps' to show cargo crime offence locations by postcode (where provided) Cambridgeshire

Cargo Crime – February 2022 – South Yorkshire



28 cargo crime reports in February 2022
Increase from 2 offences in January 2022



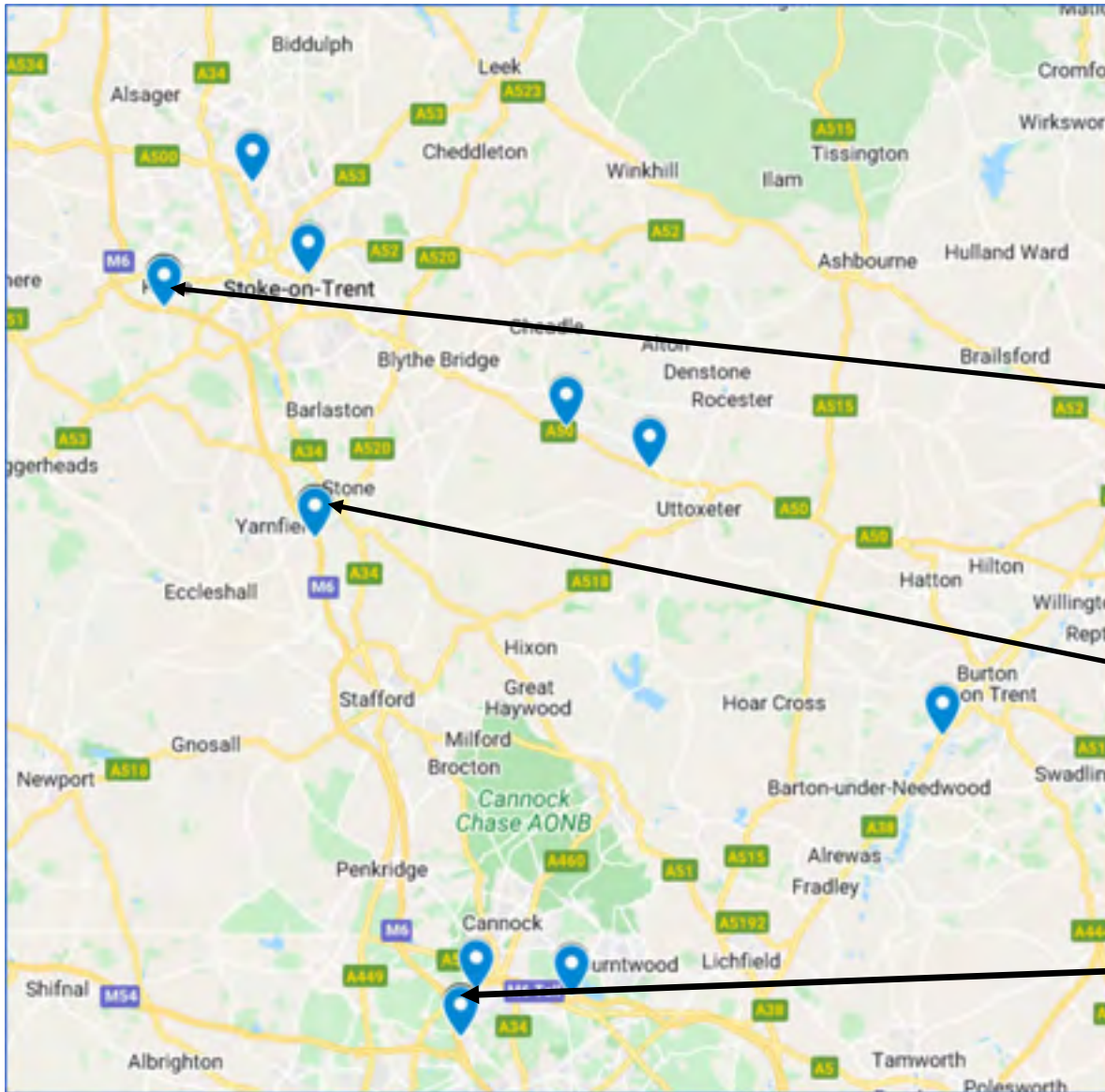
4 offences at Woodall Motorway Services
Up compared to 1 offence reported in January 2022





Figure 8: Google 'My Maps' to show cargo crime offence locations by postcode (where provided) South Yorkshire

Cargo Crime – February 2022 - Staffordshire

27 cargo crime reports in February 2022
Up from 24 reports in January 2022 



7 offences at Keele Services
Up compared to 5 offences reported in January 2022 

6 offences at Stafford Services
Remained static with 6 offences reported in January 2022 


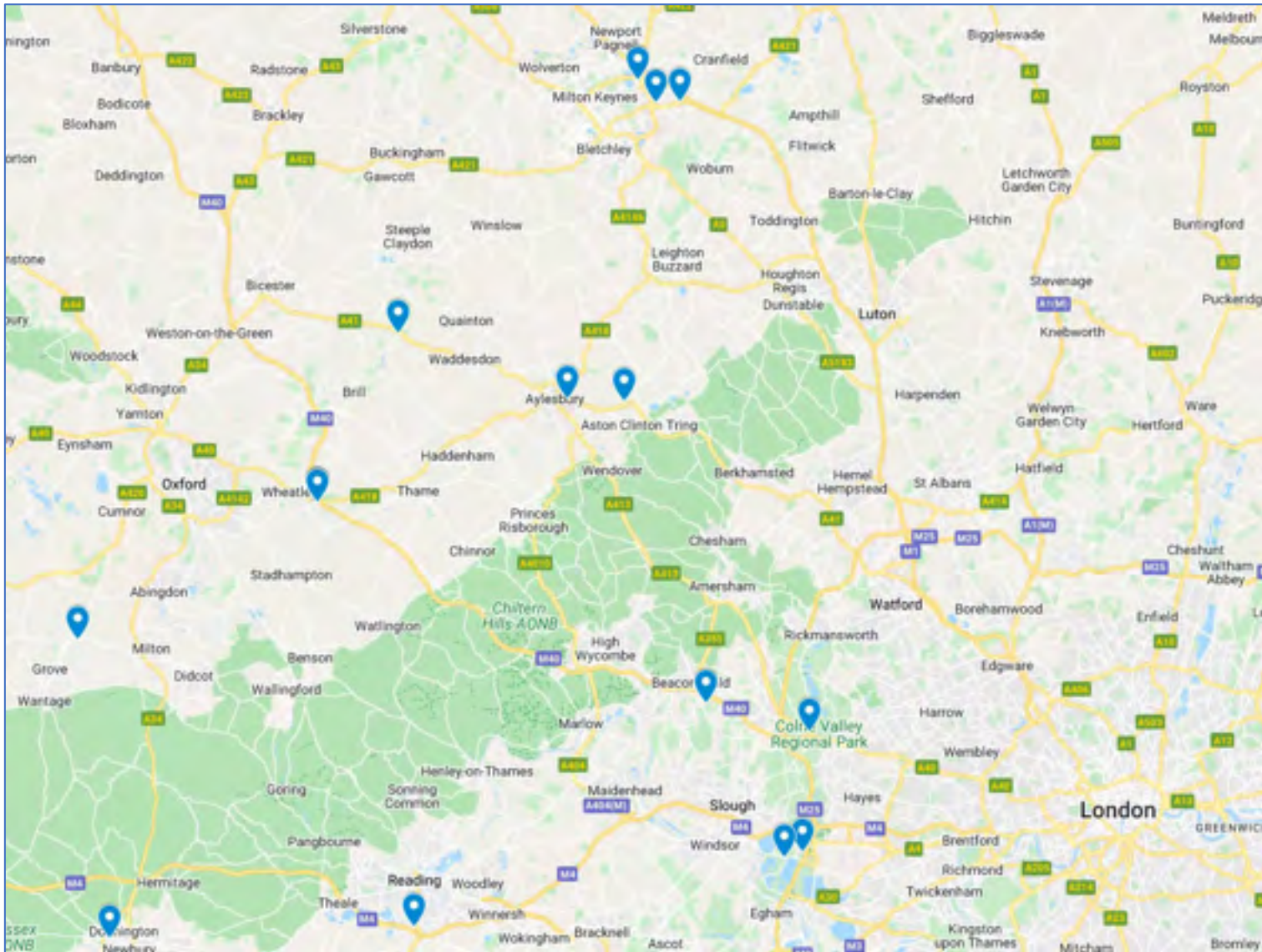
6 offences at Hilton Park Services
Remained static with 6 offences reported in January 2022 

Figure 9: Google 'My Maps' to show cargo crime offence locations by postcode (where provided) in Staffordshire

Cargo Crime – February 2022 – Thames Valley



21 cargo crime reports in February 2022



Remains Static with 21 offences in January 2022

Figure 10: Google 'My Maps' to show cargo crime offence locations by postcode (where provided) in Thames Valley



Top Motorway Service Area (MSA) locations by number of cargo crime offences



96 cargo crime reports at MSAs in February 2022

Increase from 93 in January 2022



Stafford Services, M6, Staffordshire
Down from 8 report to 6



- Theft from motor vehicle x 1
- Vehicle Interference x 5

(NB x All offences occurred overnight Tue - Fri)

Clacket Lane Services, M25, J5-6, Surrey
Up from 7 reports to 14



- Theft from motor vehicle x 13 (includes x 12 fuel thefts – Fri/Sun) *
- Vehicle Interference x 1 (overnight Tue/Wed)

Tibshelf Services, M1, J28-29, Derbys
Down from 7 reports to 0



Warwick Services, M40, Ashorne, Warwks
Down from 7 to 3



- Vehicle Interference x 4 (all Curtain slashes, all overnight
- 2 x Tue 22/2/22 and 1 Wed/Thu 9/10 2/22)

Northampton Services, M1, J15A, Northants
Down from 6 reports to 4



- Theft from motor vehicle x 2
 - Vehicle Interference x 2
- (NB: All offences Wed & Thu)**

Birchanger Green Services, M11, J8, Herts
Up from 6 reports to 7



- Theft from motor vehicle x 7 (4 x Curtain slashes, 2 x Door seals)
- (NB: All offences overnight Mon - Sun)**

* On 19/3/2022 – two men arrested at Clackett Lane on suspicion of Fuel Thefts. Additionally, on 26/3/2022 four men arrested near Snodland, Kent on suspicion of fuel theft. It is therefore likely that fuel thefts in this area will decrease during March 2022.



Top Motorway Service Area (MSA) locations by number of cargo crime offences



Hilton Park Services, M6, J10A
Remains at 6 reports 

- Theft from motor vehicle x 3
 - Vehicle Interference x 3
- (NB: All offences overnight Mon – Fri)**

Thurrock Services, M25, J30-31, Essex
Up from 6 reports to 9 

- Theft from motor vehicle x 9
- (NB: All offences overnight Mon – Fri, NO offences on Wed)**

Keele Services, M6, J15
Up from 5 reports to 7 

- Vehicle Interference x 3
 - Theft from Motor Vehicle x 4
- (NB All offences overnight Tue-Fri)**

Corley Services, M6, J3-3A, Warwks
Up from 2 report to 9 

- Theft from motor vehicle x 1
- Vehicle Interference x 7 (**overnight Tue/Thu**)

Trowell Services, M1, J25-26, Notts
Up from 1 report to 3 

- Theft from motor vehicle x 2
 - Vehicle Interference x 1
- (NB: All offences overnight Mon/Tue, Wed/Thu)**

At NAVCIS, we are continually striving to improve the service we provide to our trusted partners in the cargo industry and to UK law enforcement.

If you have any feedback about the contents of this report, or would simply like to find out more, then please send an email to freight@navcis.pnn.police.uk

